STROM LIVING

PARTS REPLACEMENT

Exposed Shower Set with 7” Centers

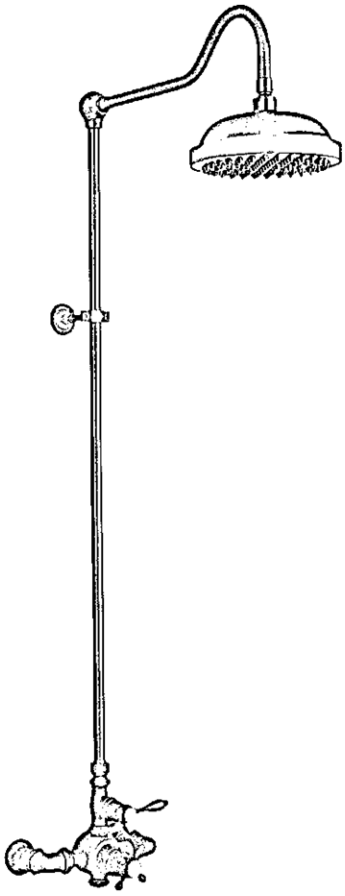



GUARANTEE & AFTERCARE

When installing or using tools, take care to avoid damaging the finish or fitting. Clean regularly with a soft damp cloth only to maintain appearance; avoid abrasive cleaners or detergents as they may cause surface damage. The company guarantees against faulty materials or manufacturing, excluding serviceable parts, if installed, cared for, and used according to our instructions.

WATER SUPPLY REGULATIONS

This product has been manufactured to comply with the relevant standards and conform to Water Supply Regulations.

COMPONENTS LIST

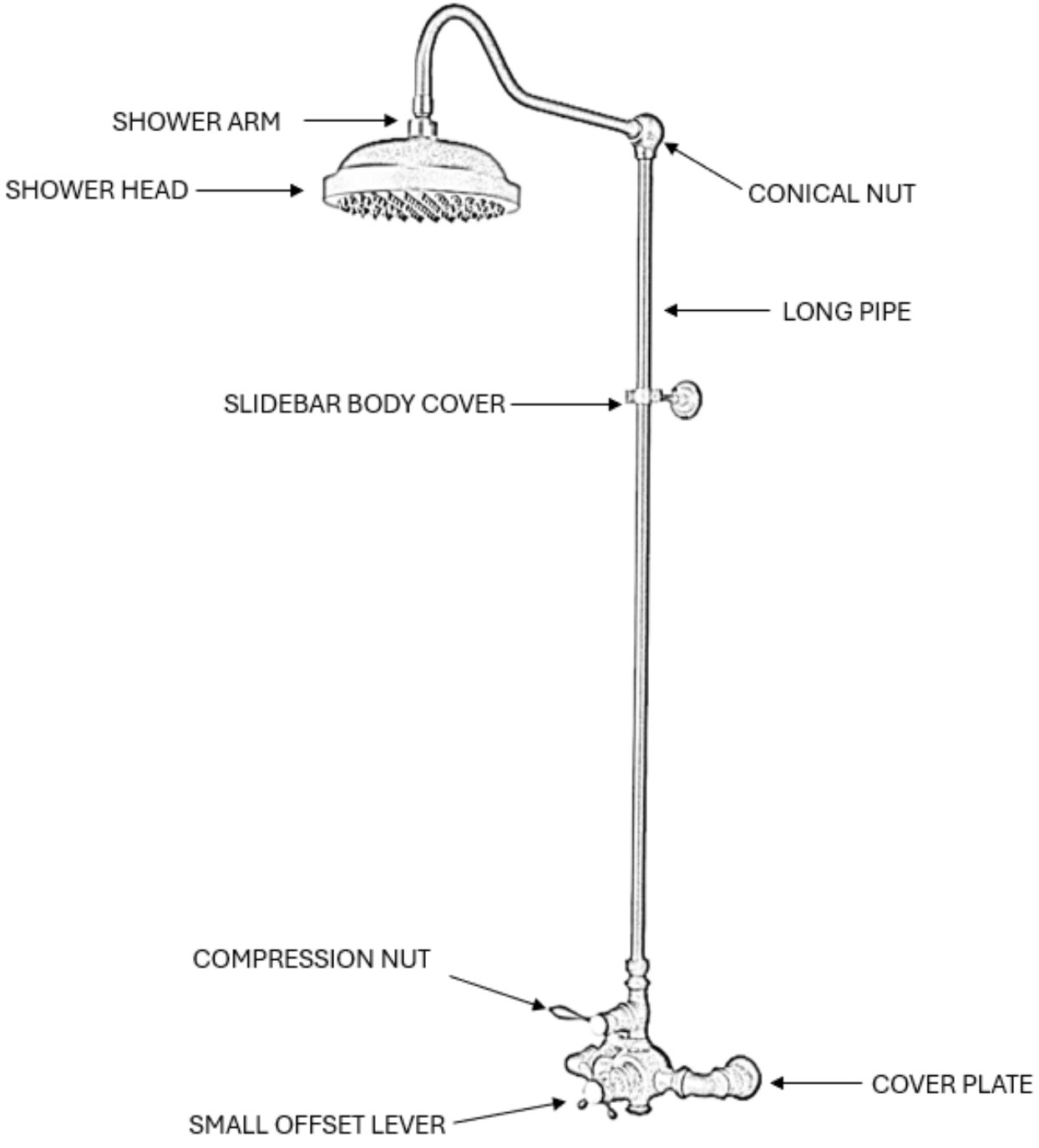

STROM LIVING

PARTS REPLACEMENT

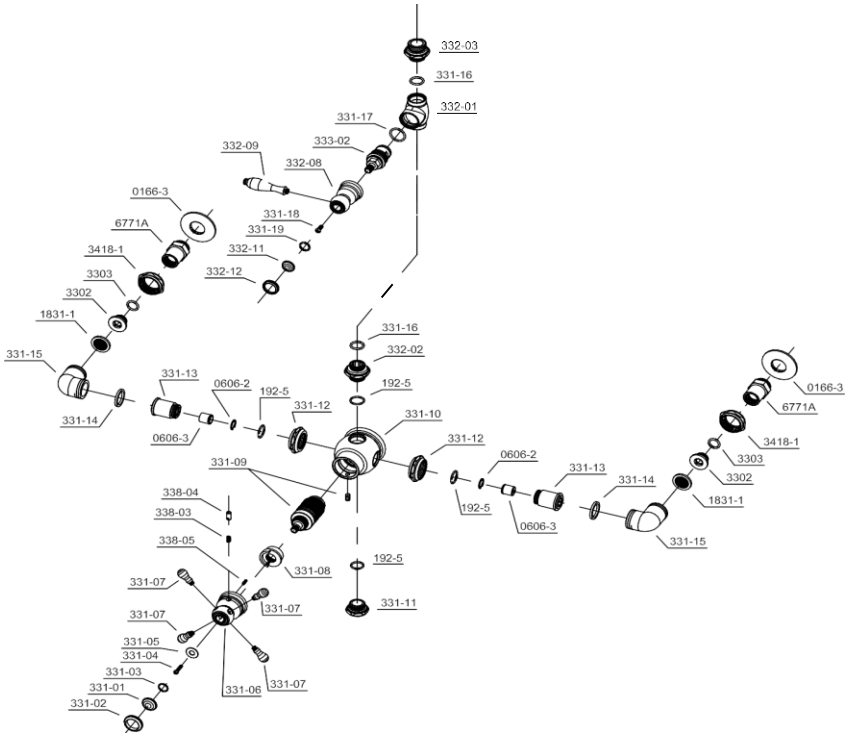

BILL OF MATERIAL				
ITEM	**PT/ASSY**	**DESCRIPTION**	**TYPE**	**QTY**
1	332-09	Temp control leaver	ASSEMBLY	2
2	332-02	Cartridge	ASSEMBLY	2
3	0166-3	Wall Flange	ASSEMBLY	2
4	6771A	Comp nut	ASSEMBLY	2
5	3418-1	Brass Ferule	ASSEMBLY	2
6	331-13	Inlet Bushing	ASSEMBLY	2
7	331-15	D-Elbow	ASSEMBLY	2
8	331-07	Handle	ASSEMBLY	4
9	331-04	Screw	ASSEMBLY	1

