

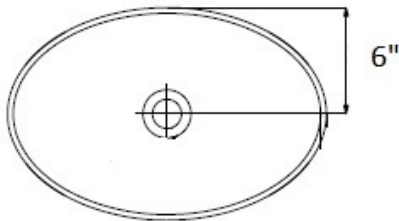


STROM
L I V I N G

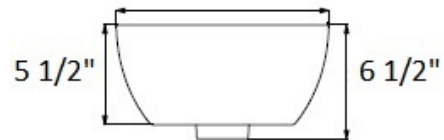
Ph: (916) 638-2722 / Fax: (916) 638-2725

Installation Information - Item #P1178 Semi Drop-in Sink

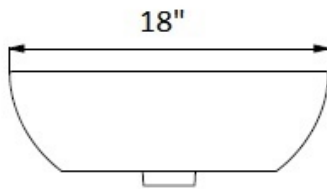
TOP_VIEW



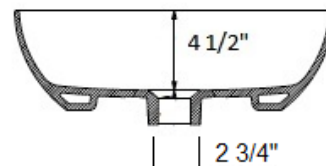
SIDE_VIEW



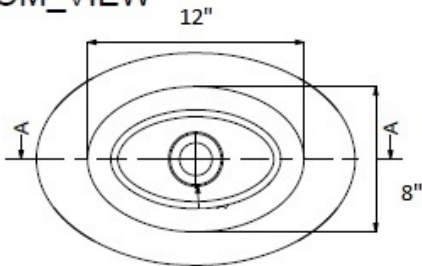
FRONT_VIEW



SECTION_VIEW A-A



BOTTOM_VIEW



HOLE SIZE NEEDED IN
COUNTER SHOULD BE
APPROXIMATELY 3 1/4"



This sink does not have an overflow. Use with our P0661 sink drain.

SIGN OF THE CRAB, LLC